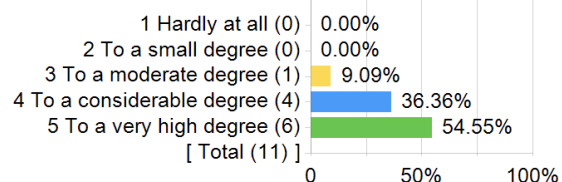


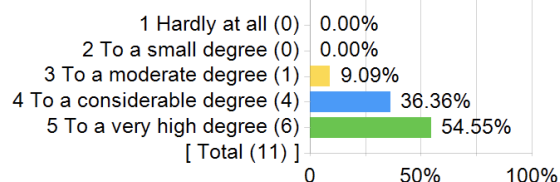
3. The instructor maintained an environment where students had equitable opportunities to participate.	4. The instructor maintained an environment where students felt supported asking questions and seeking assistance.																																
<p>1 Hardly at all (0) 0.00% 2 To a small degree (0) 0.00% 3 To a moderate degree (0) 0.00% 4 To a considerable degree (2) 16.67% 5 To a very high degree (10) 83.33% [Total (12)]</p>	<p>1 Hardly at all (0) 0.00% 2 To a small degree (0) 0.00% 3 To a moderate degree (0) 0.00% 4 To a considerable degree (3) 25.00% 5 To a very high degree (9) 75.00% [Total (12)]</p>																																
<table> <tr><th>Statistics</th><th>Value</th></tr> <tr><td>Invited Count</td><td>34</td></tr> <tr><td>Response Count</td><td>12</td></tr> <tr><td>Response Ratio</td><td>35.29%</td></tr> <tr><td>Mean</td><td>4.83</td></tr> <tr><td>Median</td><td>5.00</td></tr> <tr><td>Mode</td><td>5</td></tr> <tr><td>Standard Deviation</td><td>0.39</td></tr> </table>	Statistics	Value	Invited Count	34	Response Count	12	Response Ratio	35.29%	Mean	4.83	Median	5.00	Mode	5	Standard Deviation	0.39	<table> <tr><th>Statistics</th><th>Value</th></tr> <tr><td>Invited Count</td><td>34</td></tr> <tr><td>Response Count</td><td>12</td></tr> <tr><td>Response Ratio</td><td>35.29%</td></tr> <tr><td>Mean</td><td>4.75</td></tr> <tr><td>Median</td><td>5.00</td></tr> <tr><td>Mode</td><td>5</td></tr> <tr><td>Standard Deviation</td><td>0.45</td></tr> </table>	Statistics	Value	Invited Count	34	Response Count	12	Response Ratio	35.29%	Mean	4.75	Median	5.00	Mode	5	Standard Deviation	0.45
Statistics	Value																																
Invited Count	34																																
Response Count	12																																
Response Ratio	35.29%																																
Mean	4.83																																
Median	5.00																																
Mode	5																																
Standard Deviation	0.39																																
Statistics	Value																																
Invited Count	34																																
Response Count	12																																
Response Ratio	35.29%																																
Mean	4.75																																
Median	5.00																																
Mode	5																																
Standard Deviation	0.45																																
5. The course supported a learning community where students were an important part of each other's learning experiences.	6. The course included materials, readings, and resources that reflect the experiences of historically minoritized communities, cultures, and ways of knowing.																																
<p>1 Hardly at all (0) 0.00% 2 To a small degree (0) 0.00% 3 To a moderate degree (1) 8.33% 4 To a considerable degree (3) 25.00% 5 To a very high degree (8) 66.67% [Total (12)]</p>	<p>1 Hardly at all (0) 0.00% 2 To a small degree (0) 0.00% 3 To a moderate degree (1) 10.00% 4 To a considerable degree (4) 40.00% 5 To a very high degree (5) 50.00% [Total (10)]</p>																																
<table> <tr><th>Statistics</th><th>Value</th></tr> <tr><td>Invited Count</td><td>34</td></tr> <tr><td>Response Count</td><td>12</td></tr> <tr><td>Response Ratio</td><td>35.29%</td></tr> <tr><td>Mean</td><td>4.58</td></tr> <tr><td>Median</td><td>5.00</td></tr> <tr><td>Mode</td><td>5</td></tr> <tr><td>Standard Deviation</td><td>0.67</td></tr> </table>	Statistics	Value	Invited Count	34	Response Count	12	Response Ratio	35.29%	Mean	4.58	Median	5.00	Mode	5	Standard Deviation	0.67	<table> <tr><th>Statistics</th><th>Value</th></tr> <tr><td>Invited Count</td><td>34</td></tr> <tr><td>Response Count</td><td>10</td></tr> <tr><td>Response Ratio</td><td>29.41%</td></tr> <tr><td>Mean</td><td>4.40</td></tr> <tr><td>Median</td><td>4.50</td></tr> <tr><td>Mode</td><td>5</td></tr> <tr><td>Standard Deviation</td><td>0.70</td></tr> </table>	Statistics	Value	Invited Count	34	Response Count	10	Response Ratio	29.41%	Mean	4.40	Median	4.50	Mode	5	Standard Deviation	0.70
Statistics	Value																																
Invited Count	34																																
Response Count	12																																
Response Ratio	35.29%																																
Mean	4.58																																
Median	5.00																																
Mode	5																																
Standard Deviation	0.67																																
Statistics	Value																																
Invited Count	34																																
Response Count	10																																
Response Ratio	29.41%																																
Mean	4.40																																
Median	4.50																																
Mode	5																																
Standard Deviation	0.70																																

5. Maintaining frequent communication between faculty and students (e.g., present and active in discussion forum, announcements, etc.)



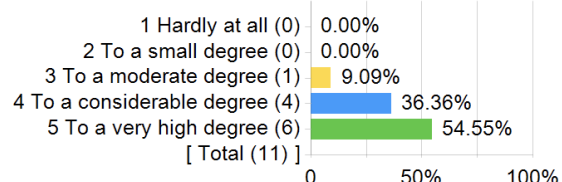
Statistics	Value
Invited Count	34
Response Count	11
Response Ratio	32.35%
Mean	4.45
Median	5.00
Mode	5
Standard Deviation	0.69

6. Showing consideration for the questions and perspectives of students.



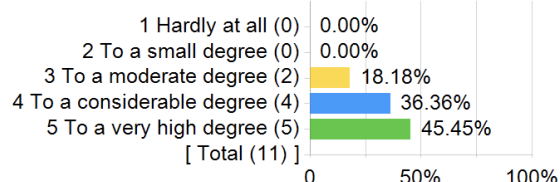
Statistics	Value
Invited Count	34
Response Count	11
Response Ratio	32.35%
Mean	4.45
Median	5.00
Mode	5
Standard Deviation	0.69

7. Providing opportunities for application of course content.



Statistics	Value
Invited Count	34
Response Count	11
Response Ratio	32.35%
Mean	4.45
Median	5.00
Mode	5
Standard Deviation	0.69

8. Providing timely feedback on student work.



Statistics	Value
Invited Count	34
Response Count	11
Response Ratio	32.35%
Mean	4.27
Median	4.00
Mode	5
Standard Deviation	0.79

Details

